

# Pontone

Technical sheet

WENDELBO



# Pontone / Speaking in volumes

The Pontone Sofa is one that speaks volumes without making much visual noise, communicated through the folded details of its armrest, its pointy shapes, and the lines of its loose cushions. Elevated by recessed legs in black stained oak, the modular design can be further modified with back and lumbar cushions.

## DESIGNER

365 North

## CATEGORY

Modular sofas

## TEST

EN 16139

## ASSEMBLY

Assembled upon receipt

## LEGS

Black stained solid wood

## STRUCTURE INTERIOR

Frame made of solid wood and MDF with nozag spring system

## SEAT

High-resilient, variable density, polyurethane foam with a cover of down/feathers and ball fibres in a downproof cambric divided into channels

## BACK

Down/feathers and ball fibres in a downproof cambric divided into channels

## BACK CUSHION

100% down/feathers

## COVER

Loose

## MAINTENANCE

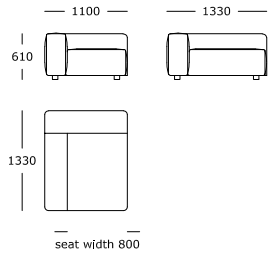
Loose seat- and back cushions, or filling with down and feathers, should be patted down regularly to maintain their shape. Cushions and scatters should be shaken and fluffed up regularly to maintain their shape. To ensure the longevity of your product, please follow our care and maintenance guides. All guides can be downloaded at [wendelbo.com/care](http://wendelbo.com/care)

## WARRANTY

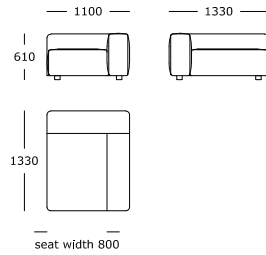
5 years

**Module 1**

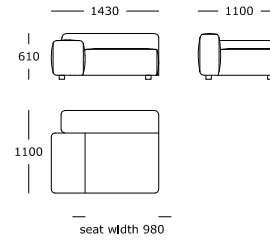
Small, high arm, left XL

**Module 2**

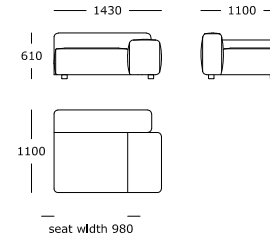
Small, high arm, right XL

**Module 3**

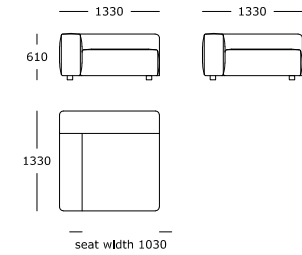
Small, low arm, left L

**Module 4**

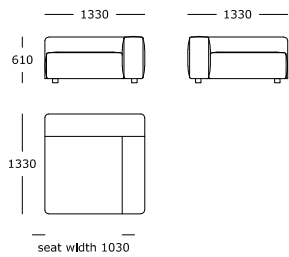
Small, low arm, right L

**Module 5**

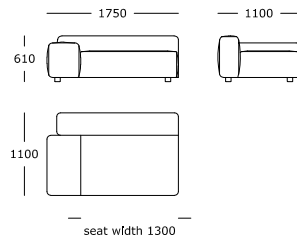
Medium, high arm, left XL

**Module 6**

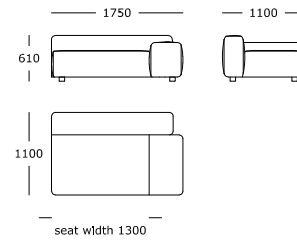
Medium, high arm, right XL

**Module 7**

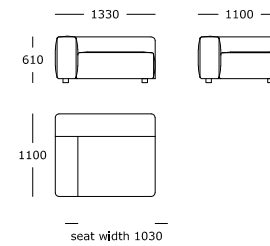
Medium, low arm, left L

**Module 8**

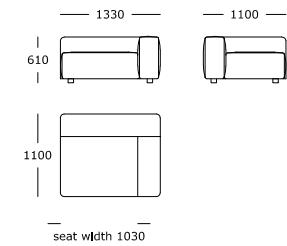
Medium, low arm, right L

**Module 9**

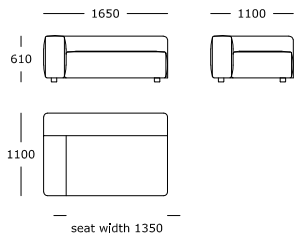
Medium, high arm, left L

**Module 10**

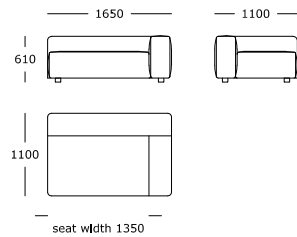
Medium, high arm, right L

**Module 11**

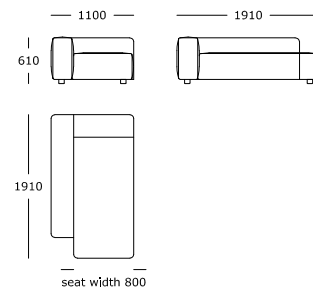
Large, high arm, left L

**Module 12**

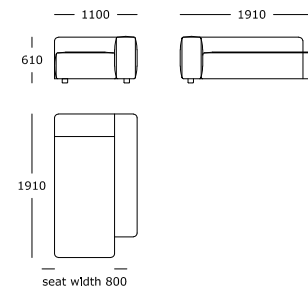
Large, high arm, right L

**Module 13**

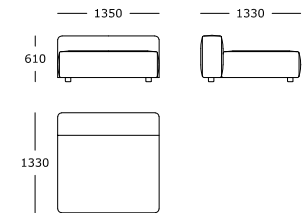
Terminal, high arm, left

**Module 14**

Terminal, high arm, right

**Module 15**

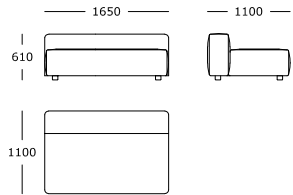
Centre, XL



Seat height: 410 mm  
Back cushions are not included

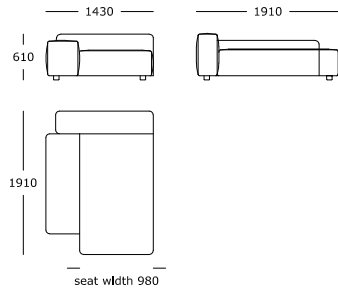
**Module 16**

Centre



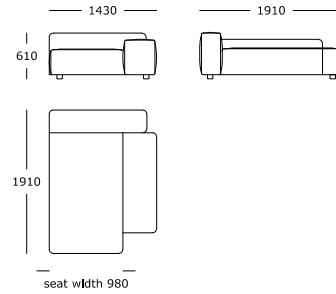
**Module 17**

Terminal, low arm, left



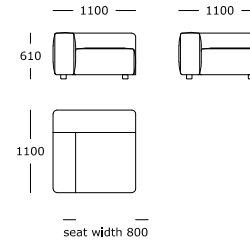
**Module 18**

Terminal, low arm, right



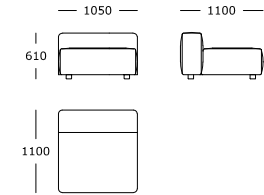
**Module 19**

Side/corner module left



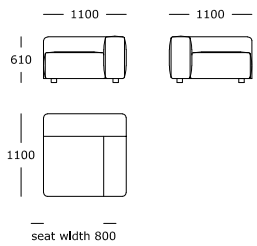
**Module 20**

Centre



**Module 21**

Side/corner module right



**High arm**

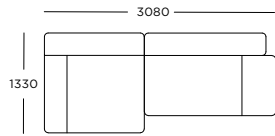
**Low arm**



Seat height: 410 mm  
Back cushions are not included

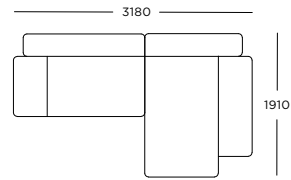
**Configuration 1**

Modules 5 + 8



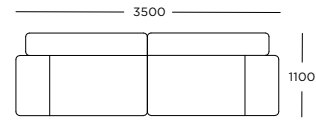
**Configuration 2**

Modules 7 + 8



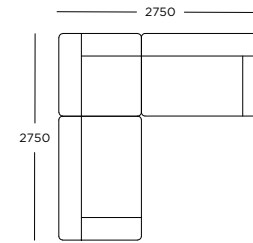
**Configuration 3**

Modules 7 + 8



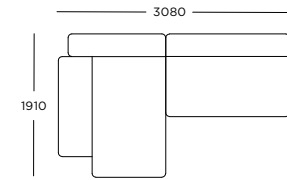
**Configuration 4**

Modules 11 + 21 + 12



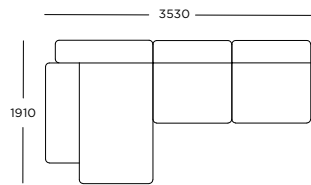
**Configuration 5**

Modules 17 + 16



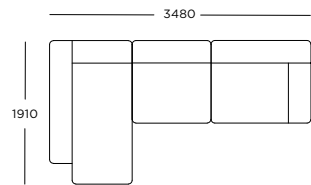
**Configuration 6**

Modules 17 + 20 + 20



**Configuration 7**

Modules 13 + 20 + 10



**Configuration 8**

Modules 11 + 20 + 12

